



My Report Pack for...

Endangered Species

Name: _____

Think of an endangered species that you would like to learn more about. Write the name of this animal/plant in the box below...



Write three **QUESTIONS** that you have about your animal/plant.

- 1) _____
- 2) _____
- 3) _____

Based on your questions and your interests, think of three **TOPICS** that you would like to explore while you research about your animal/plant. Here are some suggestions...

- habitat
- threats
- adaptations
- enemies
- ways to help



Now write the three topics that you have chosen below...

- 1) _____
- 2) _____
- 3) _____


While gathering information, there will be many **SOURCES** to explore.

Check off the ones that you plan to use.

- books
- encyclopedia
- magazines
- internet
- atlas
- newspaper
- CD Rom
- Other

My Research Organizer for...

Name: _____



This is your research organizer. It will help you to organize your information as you research about your animal/plant. Write your three topics across the top of the chart below. As you find your information, simply write it in the correct column using POINT-FORM NOTES.

Topic #1	Topic #2	Topic #3

My Rough Draft

This is where you write the ROUGH DRAFT of your report. Change your point-form notes into sentences.


Name: _____

Now it is time to EDIT your report. Using a red pen, read over and correct your writing. Check off each item as you edit.

- | | | |
|--|---|---|
| <input type="checkbox"/> I checked for capitals. | <input type="checkbox"/> I have used . , ! ? and "" correctly. | <input type="checkbox"/> My sentences make sense. |
| <input type="checkbox"/> I used a dictionary to check my spelling. | <input type="checkbox"/> I have written my information in paragraphs. | |



LAST STEP!!!: Write a FINAL COPY on the border paper that is attached. Congratulations! You've done it!



My Research Report About...

Name: _____
