


My Report Pack for...

Insects

Name: _____

Think of an insect that you would like to learn more about. Write the name of this insect in the box below...



Write three QUESTIONS that you have about your insect.

- 1) _____
- 2) _____
- 3) _____

Based on your questions and your interests, think of three TOPICS that you would like to explore while you research about your insect. Here are some suggestions...

- | | | |
|------------|------------------|---------------|
| - habitat | - food | - adaptations |
| - behavior | - body structure | - enemies |


Now write the three topics that you have chosen below...

- 1) _____
- 2) _____
- 3) _____

While gathering information, there will be many SOURCES to explore.

Check off the ones that you plan to use.


- books
- encyclopedia
- magazines
- internet
- atlas
- newspaper
- CD Rom
- Other



My Research Organizer for...



Name: _____



This is your research organizer. It will help you to organize your information as you research about your insect. Write your three topics across the top of the chart below. As you find your information, simply write it in the correct column using POINT-FORM NOTES.

Topic #1	Topic #2	Topic #3

My Rough Draft

This is where you write the **ROUGH DRAFT** of your report. Change your point-form notes into sentences.

Name: _____

Now it is time to **EDIT** your report. Using a red pen, read over and correct your writing. Check off each item as you edit.

- I checked for capitals.
- I have used . , ! ? and "" correctly.
- My sentences make sense.
- I used a dictionary to check my spelling.
- I have written my information in paragraphs.

LAST STEP!!!: Write a **FINAL COPY** on the border paper that is attached. Congratulations! You've done it!





My Research Report About...

Name: _____

