

My Report Pack for...




The Ocean



Name: _____

What do you already know about the ocean? Write down your ideas.



Write three QUESTIONS that you have about the ocean.

- 1) _____
- 2) _____
- 3) _____

Based on your questions and your interests, think of three TOPICS that you would like to explore while you research about the ocean. Here are some suggestions...

- ocean names
- ocean animals
- protecting the ocean
- ocean locations
- ocean plants
- ocean travel

Now write the three topics that you have chosen below...

- 1) _____
- 2) _____
- 3) _____


While gathering information, there will be many SOURCES to explore.

Check off the ones that you plan to use.



- books
- encyclopedia
- magazines
- internet
- atlas
- newspaper
- CD Rom
- Other

My Research Organizer for...

Name: _____



The Ocean



This is your research organizer. It will help you to organize your information as you research about the ocean. Write your three topics across the top of the chart below. As you find your information, simply write it in the correct column using POINT-FORM NOTES.

Topic #1	Topic #2	Topic #3

My Rough Draft

This is where you write the ROUGH DRAFT of your report. Change your point-form notes into sentences.


Name: _____

Now it is time to EDIT your report. Using a red pen, read over and correct your writing. Check off each item as you edit.

- | | | |
|--|---|---|
| <input type="checkbox"/> I checked for capitals. | <input type="checkbox"/> I have used . , ! ? and "" correctly. | <input type="checkbox"/> My sentences make sense. |
| <input type="checkbox"/> I used a dictionary to check my spelling. | <input type="checkbox"/> I have written my information in paragraphs. | |

LAST STEP!!!: Write a FINAL COPY on the border paper that is attached. Congratulations! You've done it!





My Research Report About...

Name: _____

The Ocean